

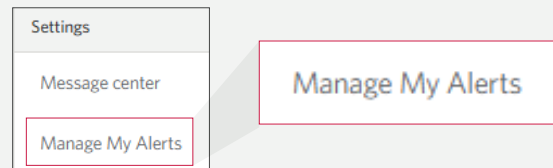


## CIBC US Digital Banking: Enabling optional account alerts

You can set several optional alerts for your CIBC Bank USA accounts to keep up to date with your banking.

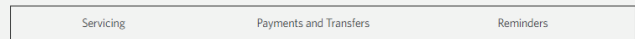
**1** Log in to your CIBC US Digital Banking account

**2** Select Manage My Alerts from the left menu on the home page

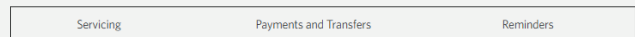


**3** There are three alert types

- 1. Servicing:** Alerts related to account security and certain processing information
- 2. Payments and Transfers:** Related to scheduled transfers and bill pay activity
- 3. Reminders:** Account balance information and account statement and document alerts



**4** Select the alert type you want to update



- 5**
1. Select the alert you want to activate
  2. To activate the alert, click the toggle and then select the boxes related to the method(s) you would like to receive the alert from
  3. Click Save changes

